

# Hello!

How are you?

Here is a comprehension and some exercises.

Click on the link, listen  
and read the text  
“Animals in Canada”:



<https://maestrapam.wordpress.com/2019/01/13/esercizio-di-inglese-on-line-reading-comprehension-2/>

Then, read and match:

<https://learningapps.org/watch?v=pkkix5cjc19>

Read again and press the arrow to answer the questions:

<https://learningapps.org/watch?v=p3new32jk19>

Do the crosswords:


[https://www.educaplay.com/game/4227938-cruciverba\\_maestra\\_pamela\\_maestrapamela\\_com.html#!](https://www.educaplay.com/game/4227938-cruciverba_maestra_pamela_maestrapamela_com.html#!)

# Hugs, your teacher!




**READ AND COMPLETE. IF YOU HAVEN'T GOT A PRINTER, YOU CAN COPY IT ON THE COPYBOOK.**


1. What are they doing? Osserva le immagini e completa.




1- "Are you listening to music?"  
"Yes, I am."




2- "Are you playing tennis?"  
"No, ..... not.  
I'm playing table tennis."




3- "Is he eating an ice cream?"  
"Yes, he ....."



4- "Are they sleeping?"  
"No, .....  
They ..... watching TV."



5- "Is she sitting on a bench?"  
"No, ..... is riding a bike."



6- "Are they throwing a frisbee?"  
"Yes, they ....."



2. Osserva le espressioni dei bambini e scopri che cosa piace o non piace loro. Scrivi il nome del bambino accanto alla frase corrispondente.



- 1- He likes painting. ....Neil.....
- 2- He likes pizza. ....
- 3- She likes sleeping. ....
- 4- She doesn't like snakes. ....
- 5- He doesn't like popcorn. ....
- 6- She likes dancing. ....

3. Completa la tabella con  $\checkmark$  = I like o X = I don't like. Poi chiedi a un tuo amico usando la frase "Do you like...?" e segna anche le sue risposte. Infine completa le frasi.

	dinosaurs	reading	cats	hamburgers	horror films
Me					
My friend					

- I ..... dinosaurs.
- I ..... reading.
- I ..... cats.
- I ..... hamburgers.
- I ..... horror films.
- My friend ..... dinosaurs.
- He/She ..... reading.
- He/She ..... cats.
- He/She ..... hamburgers.
- He/She ..... horror films.

4. Riordina le frasi.

- 1- like I Halloween
- 2- likes shopping Anne
- 3- Maths don't like I
- 4- brothers My like rugby
- 5- hamster My like doesn't bread

I like Halloween.....  
 .....  
 .....  
 .....  
 .....