

# SCOPRIAMO IL CODING

A 5x5 grid with a yellow vertical line on the left and a red vertical line on the right. A robot is positioned at the top-left corner of the grid, with a grey circle indicating its starting point. A flag is located at the bottom-right corner of the grid. The top row of the grid contains a sequence of arrows: two red right arrows, one green down arrow, one red right arrow, three green down arrows, and two red right arrows.

Disegna il percorso che deve fare il robot per raggiungere la bandierina. Segui le frecce.

# ESEGUO IL CODICE


--	--	--	--	--	--	--	--	--	--	--

--	--	--	--	--	--	--	--	--	--	--

--	--	--	--	--	--	--	--	--	--	--

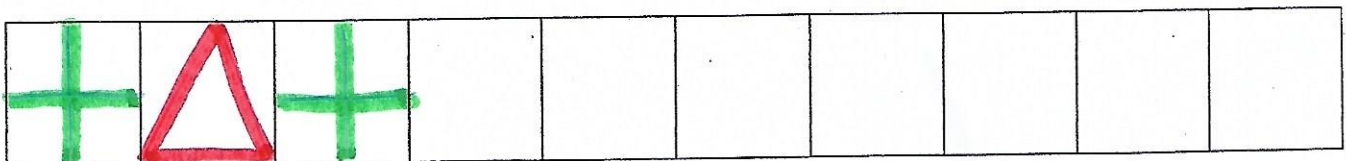
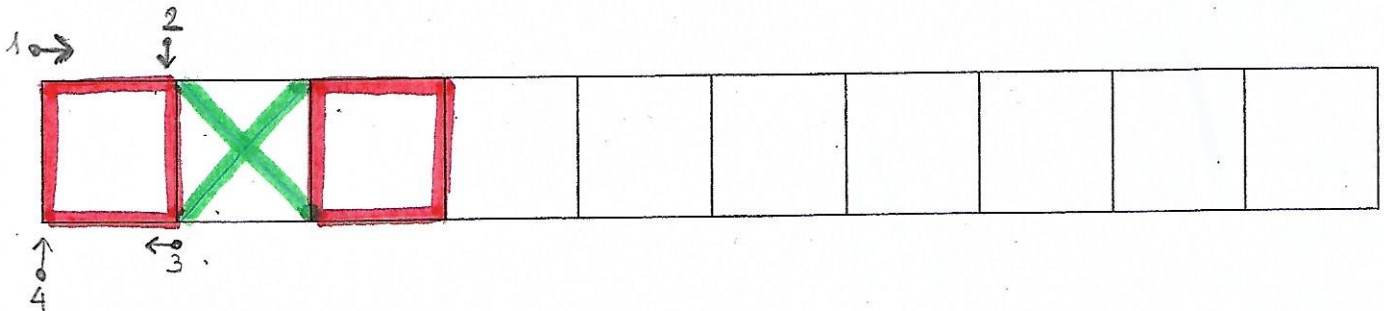
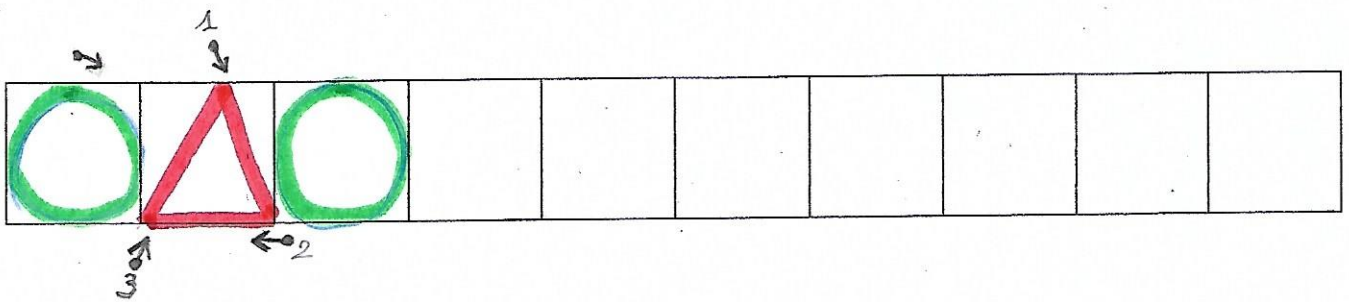
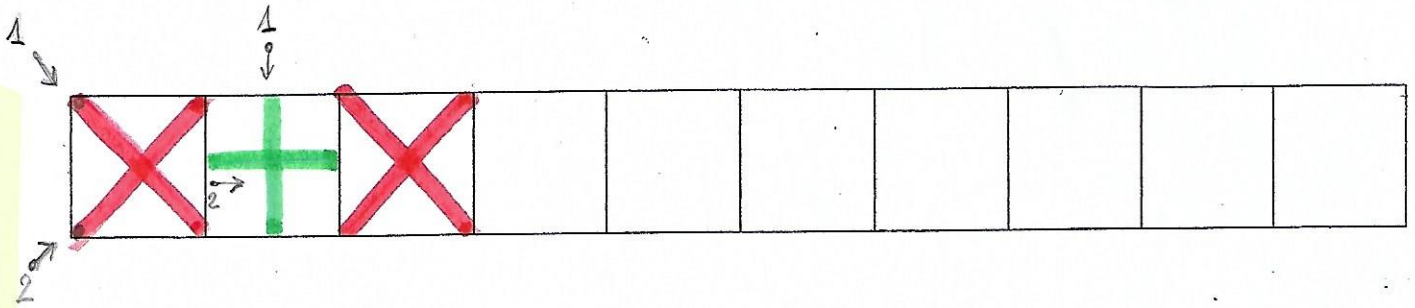
--	--	--	--	--	--	--	--	--	--	--

# IL GIOCO DELLE DIREZIONI



- 1 ↓
- 3 →
- 2 ↓
- 3 ←
- 3 ↓
- 2 →
- 1 ↓

# ESEGUO IL CODICE



NB LE FRECCINE TI AIUTANO AD ESEGUIRE IL SEGNO