

IMPARIAMO L'USO DI

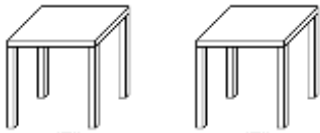
I **LE** **GLI**



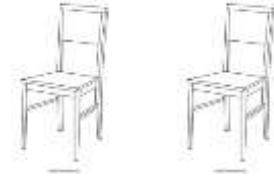
IL BANCO (uno)



LA SEDIA (una)



I BANCHI (più di uno)



LE SEDIE (più di una)

RISCRIVI SUL QUADERNO E COMPLETA CON I o LE.

USA I COLORI COME NELL'ESEMPIO.

I CANCELLI

..... FRITTATE

..... MAESTRE

..... TAVOLI

..... GIARDINI

..... GIUBBOTTI

..... FINESTRE

..... GOMME

..... MATITE

..... GIARDINI

..... CESTINI

..... SCUOLE

..... MERENDE

..... SCHEDE

..... QUADERNI

..... MAGLIE

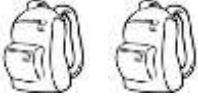


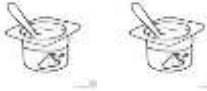

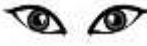
..... COLTELLI

..... MANI

..... PORTE

..... DISEGNI

COPIA SUL QUADERNO E COMPLETA CON GLI.

 <p>..... ZAINI</p>	 <p>..... SPAZZOLINI</p>
 <p>..... SPECCHI</p>	 <p>..... YOGURT</p>
 <p>..... ASTUCCI</p>	 <p>..... OCCHI</p>

COPIA I DISEGNI E SCRIVI I NOMI.

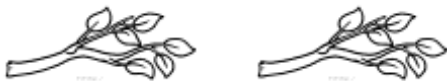
METTI DAVANTI I O LE.



.....



.....



.....



.....



.....



.....



.....



.....