

To be, negative form

I		AM		
YOU		ARE		
HE				
SHE	+	IS	+	NOT
IT				
WE		ARE		
YOU		ARE		
THEY		ARE		

COMPLETE



THE CAT _____ BLACK



THEY _____ DOCTORS



I _____ SAD



Hello!
I **AM** Rob
I **AM NOT** sad
I **AM** a student
I **AM NOT** a teacher

I AM / I AM NOT



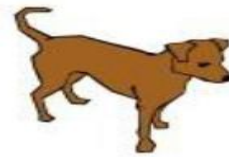
I _____ a baby



I _____ a fish




I _____ a bear




I _____ brown



I _____ black



I _____ happy



Kitty _____ my cat.
My cat _____ red.
My cat _____ grey.
Kitty _____ fat.
Kitty _____ sad.

My name _____ Tom.

I _____ a girl.
I _____ a boy.
I _____ young.
I _____ a teacher.
I _____ a student.



GUARDATE LE IMMAGINI E
COMPLETATE LA DESCRIZIONE
CON LA FORMA AFFERMATIVA
OPPURE NEGATIVA DEL VERBO TO
BE.



We _____ Carl and Susan.
We _____ a couple.
We _____ young.
We _____ old.

Osserva l'esempio e scrivi le frasi trasformate nella forma corta (NOT diventa N'T)

1. You are not my friend.

1. You aren't my friend

2. He is not a tall boy.

3. They are not doctors.

4. We are not hungry.

5. It is not my pet.

6. She is not my teacher.

7. I am not at home.

RICORDA

PUOI COPIARE GLI ESERCIZI SUL QUADERNO ANCHE
TRALASCIANDO I DISEGNI.

BISOGNA PERÒ RICORDARE DI SCRIVERE LA CONSEGNA
DELL'ESERCIZIO CHE SI STA SVOLGENDO.

GOOD JOB!